



The UPTER - portable awning lift is an essential piece of equipment for any business involved in fitting of awnings

Any one of the range will make better use of man power, turning a 3 man lifting job into a 1 man lifting job.

This range of portable lifting equipment will give your business the edge over your competition.

Better deploy manpower on site, make lifting jobs easier and the overall installation of loads quicker.

- Constructed by heat treated, robust aluminum, compact, safety and reliability. with Telescoping masts
- Set-Up without tools, the legs can be release or fold in seconds without tools.
- 4 Legs, versatile and infinitely adjustment, available use in uneven ground with special design can let you **working close to the wall** (design UPTER)
- Motor 230 V or 110 V - 50 / 60 Hz
- The **variable speed** control can be soft start or adjust the micro operating height.
- Emergency Stop Button. Press the button for stop raising / lowering immediately.
- Manual operation incase of power failure
- **Automatic mechanical overload breaker**: it equipped to prevent to over weight loading.
- Level to ensure the proper set-up while and adjusting the telescoping legs
- CM 520 with wheels, option for CM 340
- Equipped with handle and transport wheels (CM 520)



| UPTER | Basic height | Lifting height | Load capacity | Weight (*) | Dimensions closed | Dimensions operating |
|--------|--------------|----------------|-----------------------------------------------|------------|-------------------|----------------------|
| CM-340 | 970 mm | 3,3 m | 130 kg à 3,0 m 120 kg à 3,3 m | 21 kg | 300 x 300 mm | 1100 x 1000 mm |
| CM-520 | 1120 mm | 4,9 m | 140 kg à 3 m 130 kg à 4 m 90 kg à 4,9 m | 38 kg | 380 x 380 mm | 1400 x 1400 mm |

(*) = + Platform 440 x 750 mm, poids 5,3 kg (**) = closed to the wall



Portable awning Lifter

UPTER
CM 340
CM 520

Features



Manual operation
with handle



4 telescoping legs for uneven ground and
Operation in confined space.
Special design to work close to the wall



Level
To check if the lifter is
on the correct position

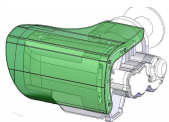


UPTER
design

Compeletely Portable
CM 340 = 2 carry bags
CM 520 = 2 wheels + handle



Accessories



Motor cover




Platform outrigger
Lenght 2 x 380 mm



Set of wheels
For CM 340



Glass cradle



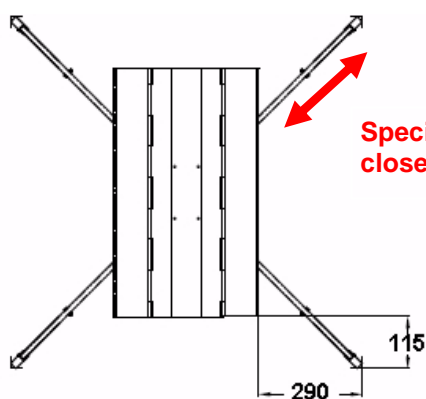
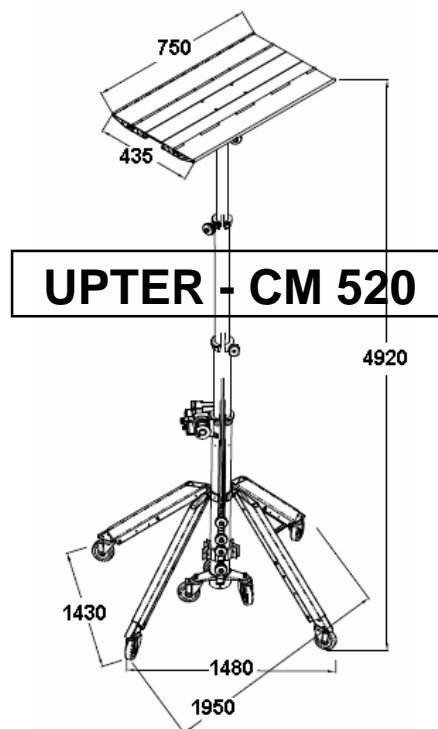
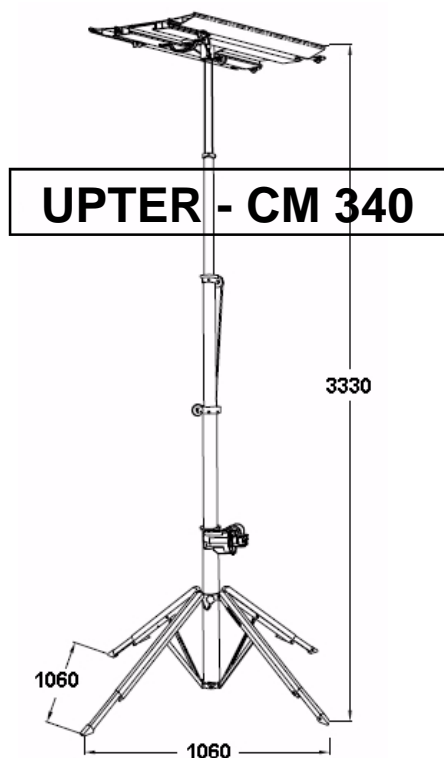
**KEM
TECH**
SWISS ENGINEERING

www.kemtech-ksf.com

Chemin Louis Hubert 2
CH - 1213 Petit Lancy

Tel + 41 79 937 09 97

Fax + 41 22 545 75 39



Special design to work close to the wall

